

How is Santa Clara County different today?

Assessing the Impact of the Greenbook Initiative and Related Efforts since 2001:

A SELECTION OF EVALUATION FINDINGS

Applied Survey Research,
Local Evaluator and Research Partner
Presented by Greenbook Initiative Leadership


What is the Greenbook Project?

In 2001, Santa Clara County was chosen as one of six communities, funded by the Federal Departments of Justice and HHS under an inter-departmental initiative: “Collaborations to Address Domestic Violence and Child Maltreatment.”


Eight federal agencies supported this effort to implement policies from the “Greenbook”, a policy blueprint to design effective interventions between child welfare services, domestic violence agencies and the juvenile dependency court.

Getting to Community-level Impact...

System Changes
within and amongst
Greenbook and related
efforts



Better Results
for Families
County-wide



Greenbook's Theory of Change

IF

- Professionals throughout the system are better **trained and connected**, *and*
- Communities **assist their own** to seek help for DV/ Child Maltreatment (CM), *and*
- There is improved **screening** and referral for DV and/ or CM



THEN

- The **immediate response** to families with co-occurrence of DV and CM will be improved
- There will be protocols for further screening, assessment and service planning
- Families will be able to access **opportunities for healing**, such as counseling, batterer and alcohol/drug treatment programs



THEN

- Families will be **able to heal**, *and*
- Families will improve their **level of functioning**, *and*
- Families will **not experience** further violence

What happened in Santa Clara County:

- Project oversight provided by senior representatives from DFCS, five non-profit domestic violence agencies, Juvenile Dependency Court and Law Enforcement (Project Oversight Committee – POC).
- Project management provided by Kids in Common.
- Local evaluation conducted by Applied Survey Research.
- The Greenbook Project benefitted from a convergence of other projects and reforms: DFCS Redesign, Family to Family, and the System Improvement Plan.

Eight Project Groups

1. Development and training of DV Advocates.
2. Cross training and building internal capacity.
3. Batterer accountability and services.
4. Multidisciplinary response.
5. Change DFCS agency policy and worker practice.

Eight Project Groups

6. Integrated Courts
7. Respect Culture and Community Initiative (RCCI)
8. The Partnership Project.

When “co-occurrence” children and their parents come into contact with the Law Enforcement, DFCS, Court and DV systems,

how is their experience today different than it was, or would have been, in 2001?



Improved Capability of Staff

Influences:

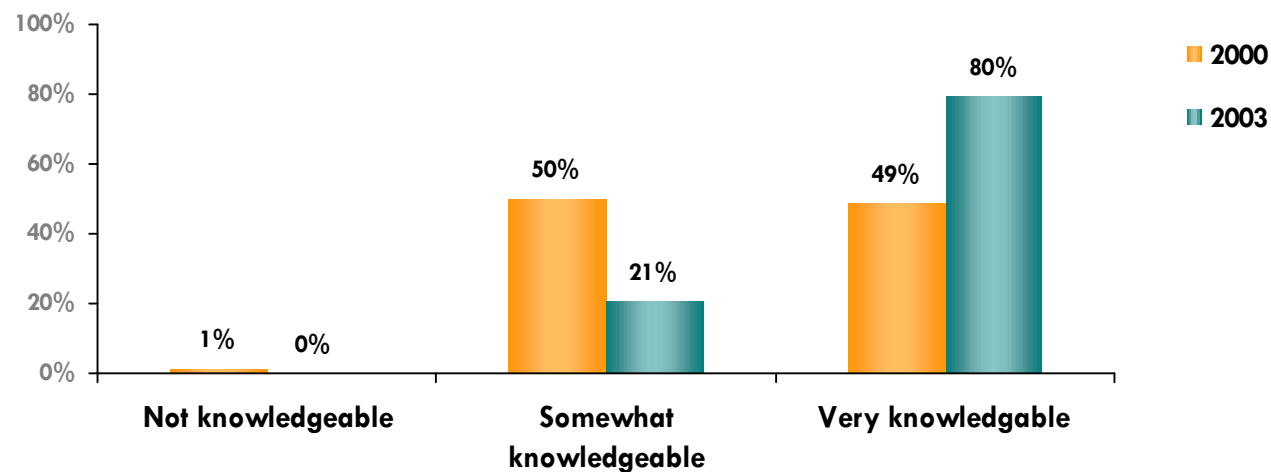
GB - IT meetings

GB - POC

Project 2 – Cross Training

The reported level of knowledge about the co-occurrence of domestic violence and child maltreatment has increased amongst system leaders associated with Greenbook

Implementation Team (IT) attendees' reported level of knowledge about co-occurrence, 2000 and 2003



Source: ASR. 2000 n=72, 2003 n= 39.



Improved Capability of Staff

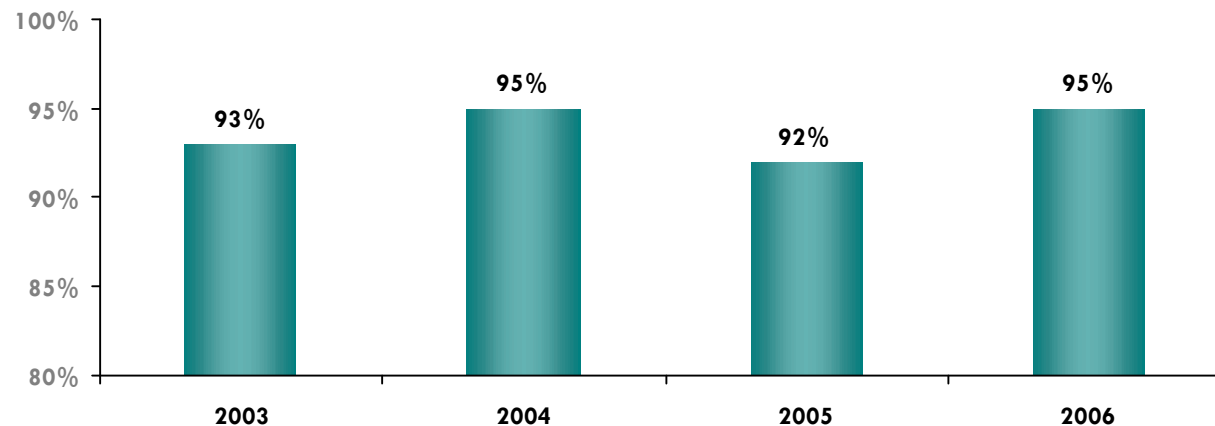
Influences:

Project 2 –
Cross
Training

DV victims and their children are now more likely to be served by sensitized, resourceful staff:

At least 700 staff representing law enforcement, courts, social workers, and CBOs have been cross-trained by GB on impact of co-occurrence, how to screen/ assess, how other systems work, and resources/ referrals

Percentage of participants who felt cross-training was helpful / very helpful



Source: ASR – Post training surveys. 2003 (n=29), 2004 (n=45), 2005 (n=32), 2006 (n=31)

Improved Initial Response

During the past 5 years, many reforms in DFCS, including Early Intervention/Weekend Diversion, Family to Family, Joint Response, limiting shelter stays and Greenbook have impacted the overall rates of children entering the system.

- In 2001, 1,629 children were removed from their home.
- In 2005, only 1,231 were removed from their home.



Improved Initial Response

Influences:

Greenbook
Practice &
Culture
Change

Early
Intervention/
Weekend
Diversion

Family to
Family

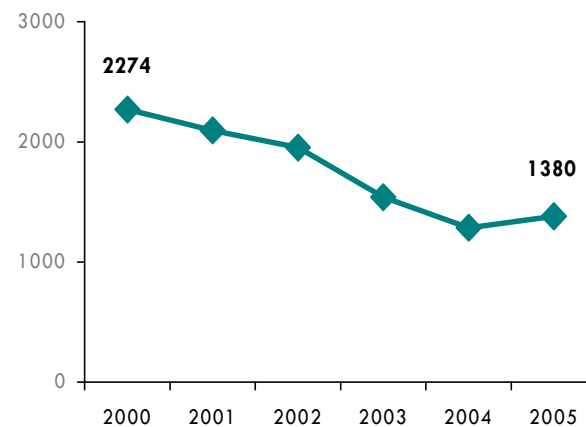
Law
Enforcement
DV protocol

Joint
Response

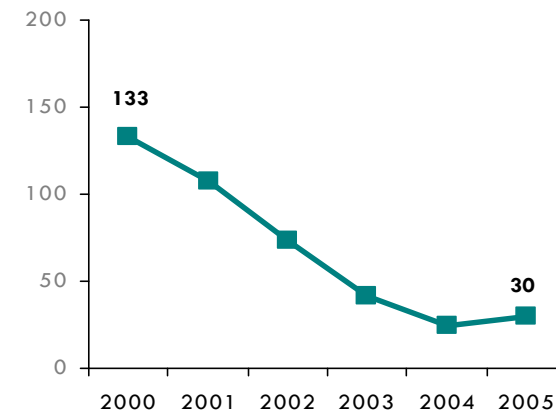
Children who may have been exposed to violence are now less likely to be removed from their homes and placed in shelter:

The number of children removed from the home and brought to the Children's Shelter has decreased since 2001

Total Number of Annual Admits



Average Daily Population



Source: Santa Clara County's Children Shelter.



Improved Initial Response

Influences:

Greenbook
Project 5-
DFCS
practice

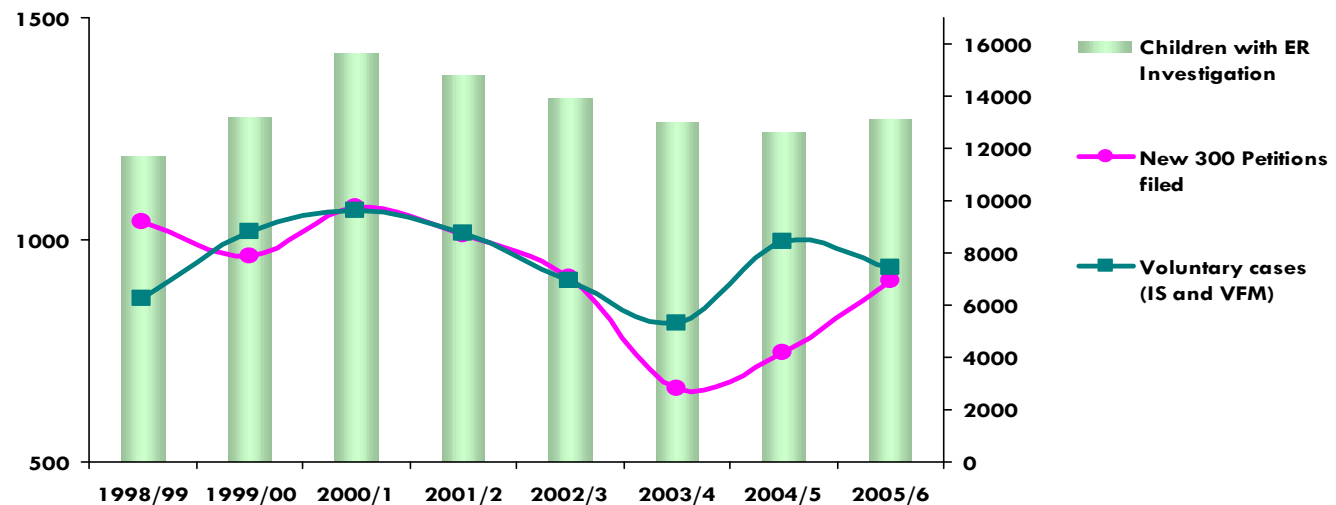
Early
Intervention/
Weekend
Diversion

CW Reform
(SIP)

Family to
Family

Families coming into DFCS are now more likely to have their cases be diverted to voluntary services rather than for Dependency Court Intervention

Number of children within DFCS whose families receive voluntary services



Source: DFCS

Improved Initial Response

Removals – 4 days or less:

- In 2001, there were 538 children who were removed from their home for 4 days or less (33% of the total removals).
- In 2005, there were only 297 children removed for 4 days or less (24.1% of the total removals.)



Improved Initial Response

Influences:

**Project 4 –
DVRT & Family
Violence
Center**

**VAWA grant
procured by GB**
(funded call support
to victims and
language bank)

**Law
Enforcement's
DV protocol**

DV victims are now more likely to receive a phone call from a DV advocate following a DV incident, offering crisis intervention and resources:

- **Community Solutions** serves approximately **400-500** victims each year, either through follow up calls from police reports or as walk-ins.
- Law enforcement from San Jose, Los Gatos, Campbell and the Sheriff's department referred **4,367** victims to **Next Door**, all of whom were reached at least once (05/06)
- From July – Dec 2005, **Support Network for Battered Women's Victim Advocacy Project** reviewed police reports and followed up with 563 victims from the cities of Mountain View, Sunnyvale, Palo Alto and Los Altos Hills.



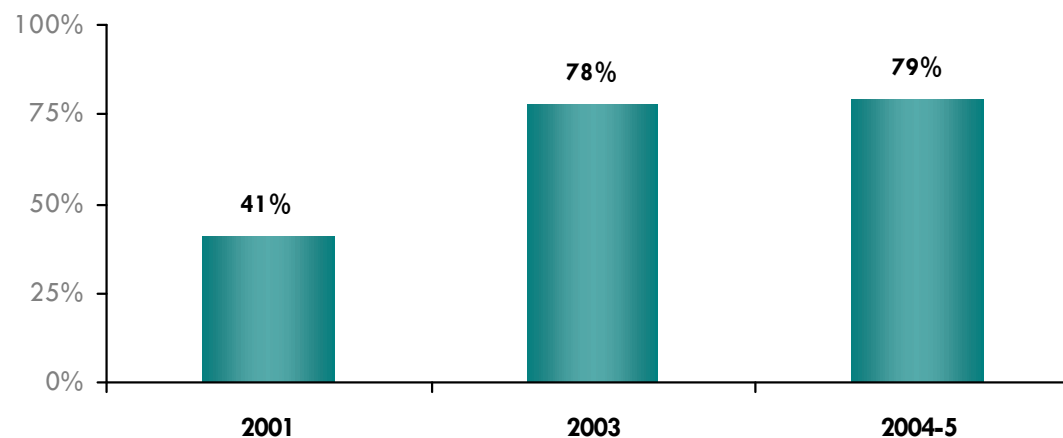
Improved Initial Response

Influences:

**Project 5-
DFCS
practice**

Families coming into DFCS are now more likely to be screened for DV










Percent of DFCS cases (random sample) screened for Domestic Violence.




Source: ASR – Case Abstraction.

N= 150 each year

...and what difference do we
hope all of these system changes
have made for families?

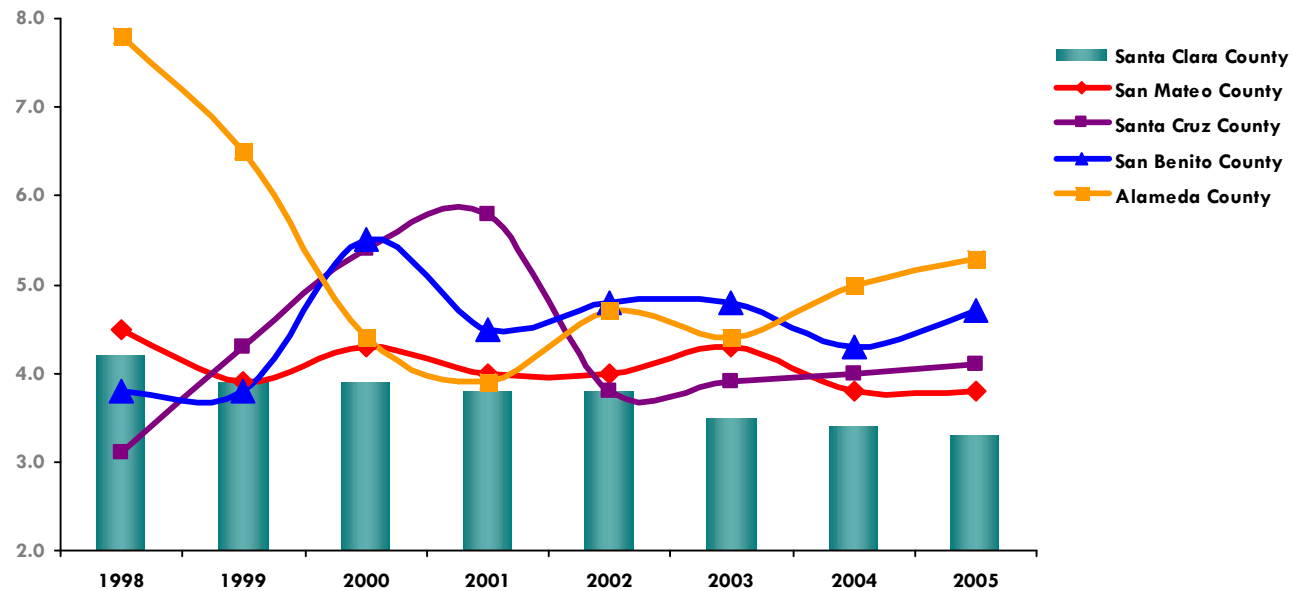





Reduced Family Violence

The rate of DV calls for assistance has decreased in Santa Clara County

Rate of calls per 1000 population



Source: California Attorney Generals' Office.




Reduced Family Violence

The re-occurrence of child abuse has decreased in Santa Clara County

Percent of children in DFCS who experience a subsequent allegation of abuse, within 6 months of first substantiated allegation




Source: Needell, B., Webster, D., Armijo, M., Lee, S., Cuccaro-Alamin, S., Shaw, T., Dawson, W., Piccus, W., Magruder, J., Exel, M., Conley, A., Smith, J., Dunn, A., Frerer, K., & Putnam Hornstein, E., (2006). *Child Welfare Services Reports for California*. Retrieved August 2006 from University of California at Berkeley Center for Social Services Research website. Table: *Recurrence of Abuse/Neglect over Time: Children with a first substantiated report of abuse/neglect for base period (example) July 1, 2004 to June 30, 2005.*



Overall Climate Change across Systems

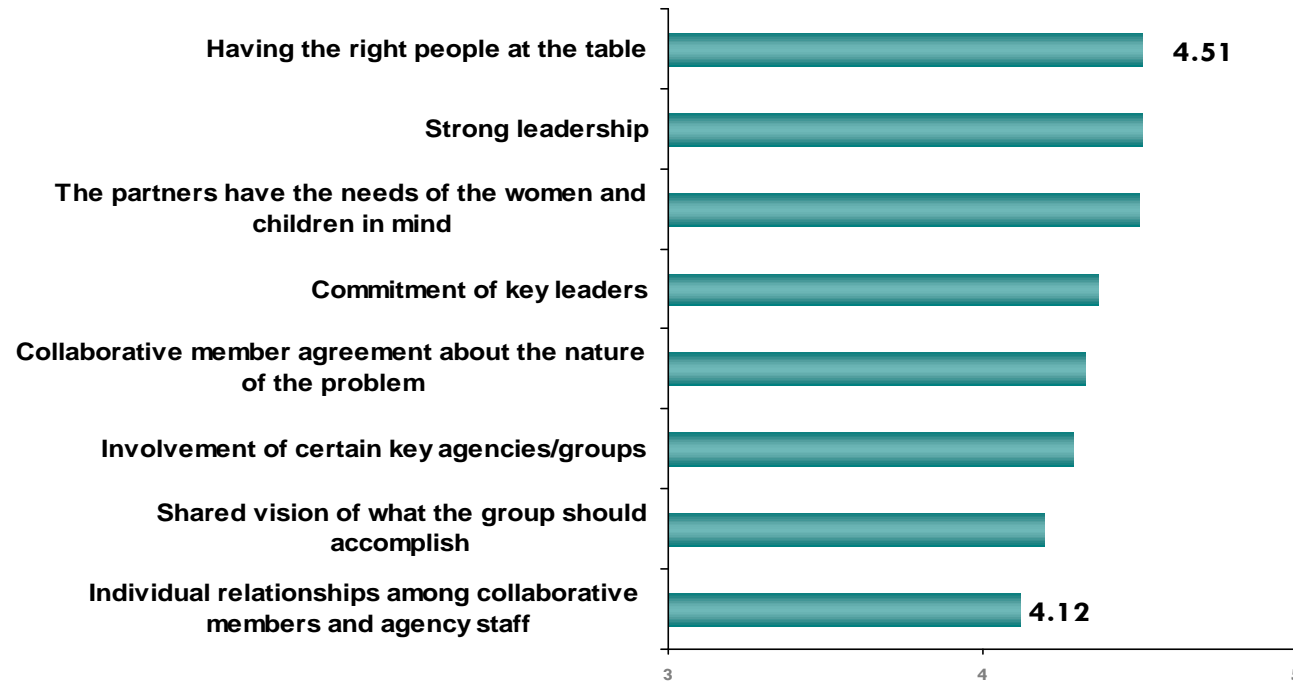
- **Each year, key informants have been consistently positive about Greenbook's impact**, especially the initiative's ability to
 - keep co-occurrence on the cross-sector, county level policy agenda, and
 - keep people talking....bringing sectors together to have the sometimes tough conversations needed to create cross-sector policy change
- **Most commonly noted impact is the hardest to measure: culture change...**
 - a shift in perceptions, attitudes...*leading to*
 - breakthrough of real or perceived barriers between sectors...*leading to*
 - Subtle yet innumerable changes in daily practices
 - ...and this **priming of the climate** is the foundation that is essential for sustaining past efforts and developing new ones



Key Factors of Success

IT meeting attendees in 2003 said the following were key factors that have contributed to the success of the Santa Clara County Greenbook Initiative

Mean score of various factors, where “1” means *not at all* a success factor and “5” means *very much* a success factor.



Next Steps

1. Expand Greenbook Leadership to include representatives from Mental Health, Drug and Alcohol Services and Probation.
2. Support the implementation of the recommendations from the GB Safety Audit.
3. Having a Greenbook Project coordinator was identified as being critical to the success of this work. Therefore, a means to provide on-going coordination is needed in order to insure continued improvement of outcomes for children and families experiencing domestic violence and child maltreatment.

For More Information:

You may download a full copy of the
Greenbook Evaluation at:

www.kidsincommon.org/greenbook_eval

or

www.appliedsurveyresearch.org

Select “Recently Released Reports”